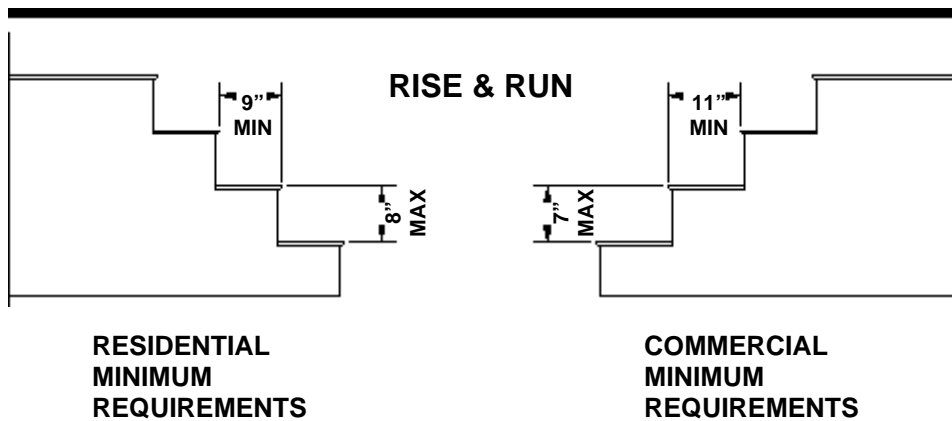
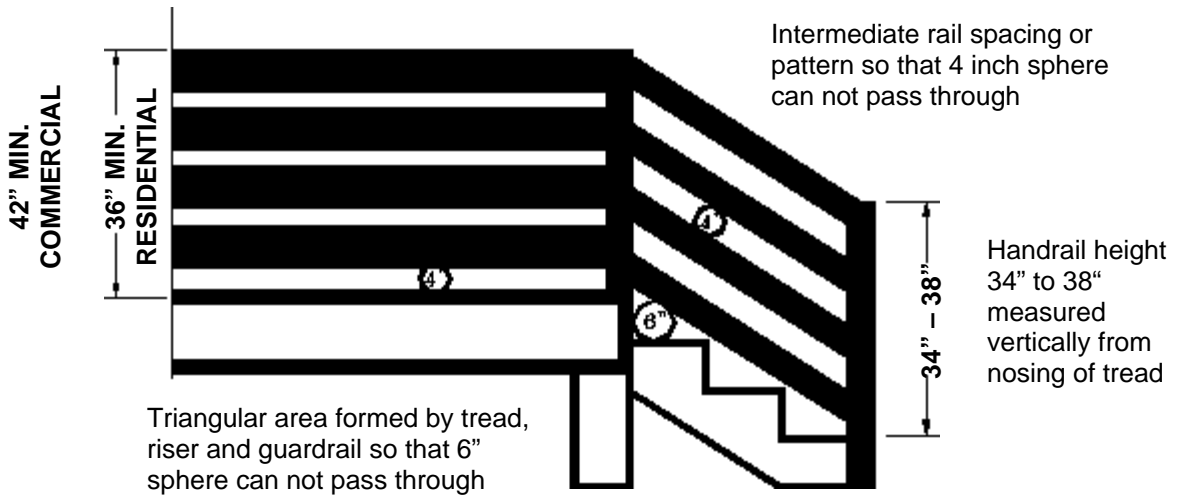
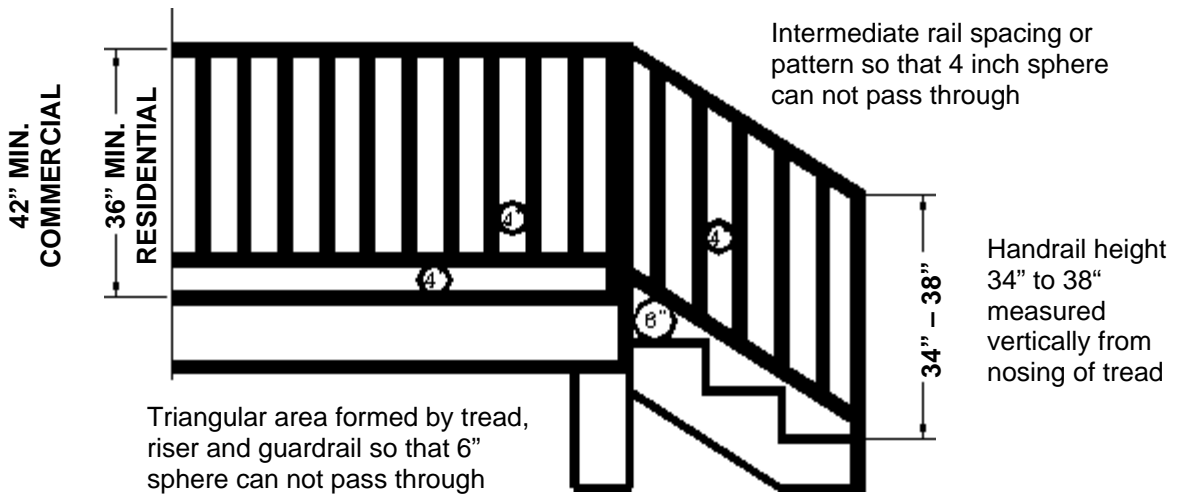
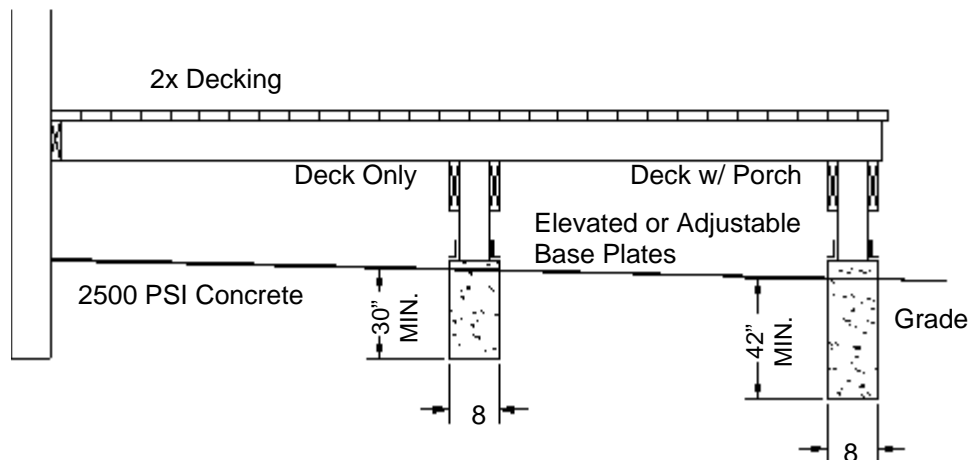
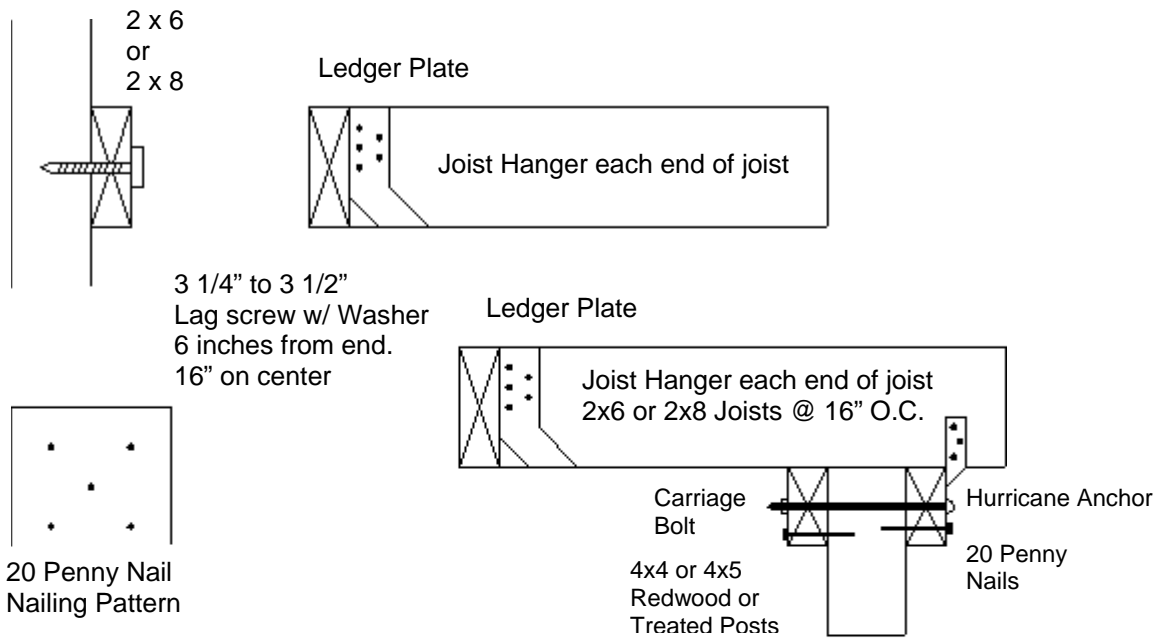


## MINIMUM CODE REQUIREMENTS FOR DECKS

- Building permit required when deck is more than 30 inches from adjacent grade.
- Building permit required regardless of height from grade when deck includes a roof
- Decks shall be designed and constructed to carry a 60 lb. per square foot live load
- Footings for decks, without a roof, can be 30 inches below grade.
- Footings for decks, with a roof, shall be to frost line (42 inches).
- Frost footings are required for all decks that will support a roof structure over them that is attached to the residence.
- Rise for steps shall be a maximum of 8 inches for residential and 7 inches for commercial.
- Run for steps shall be a minimum of 9 inches for residential and 11 inches for commercial.
- Handrail is required when there is a four or more risers. Handrail height shall be 34 to 36 inches.
- Maximum opening through any part of the guardrail is 4”.
- Guardrail in front of decks is required when the deck is more than 30 inches from the adjacent grade. The minimum guardrail height is 36” for residential and 42” for commercial.
- A guardrail is required on decks, landings, porches and stairways over 40” in height above the finished grade.
- Common areas of multi-dwelling units to be treated as commercial units.
- Basic construction plans are requested, showing details including site plan, elevation drawings, stairways, guardrails, and handrails.
- Inspections are required by the Building Inspection Division of Public Works.
- Decks receiving hot tubs shall be designed by professional engineer in accordance with the U.B.C.
- **Concrete pyramid blocks are not allowed.**



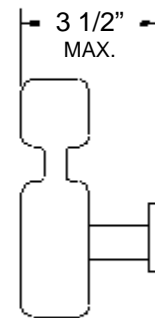
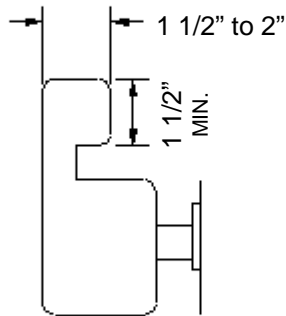
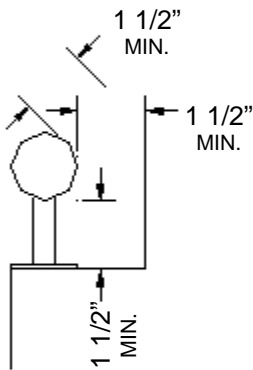
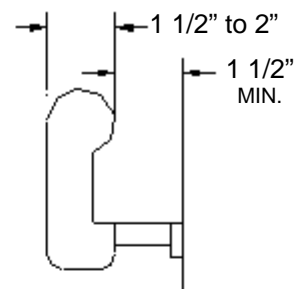
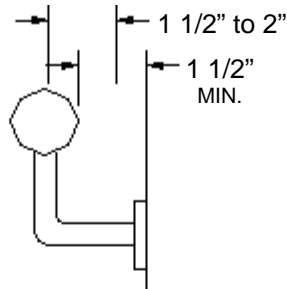
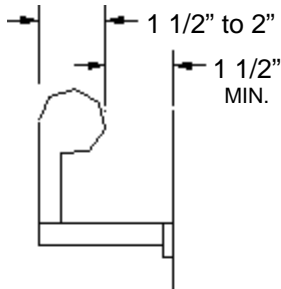


### SUGGESTED JOIST SPANS

JOIST SIZE	JOIST SPACING	JOIST SPAN
2x6	16 inches on center	7 feet 3 inches
	24 inches on center	6 feet 0 inches
2x8	16 inches on center	10 feet 9 inches
	24 inches on center	8 feet 9 inches
2x10	16 inches on center	13 feet 6 inches
	24 inches on center	11 feet 0 inches

Extra weight on the deck surface, such as larger planter, hot tubs or spas, will require additional support.

## HANDRAILS ACCEPTABLE SHAPES AND INSTALLATIONS



**NOTE:**  
OTHER SHAPES MAY BE  
ACCEPTABLE IF THEY  
PROVIDE AN EQUIVALENT  
GRIPPING SERVICE.  
SEE THIRD PARAGRAPH  
OF SECTION 3306 (1).

**NOT ACCEPTABLE**

