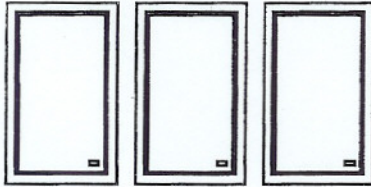


IDENTIFICATION



EACH LIGHT SHALL BEAR THE MANUFACTURER'S LABEL DESIGNATING THE TYPE AND THICKNESS OF GLASS.

WHEN APPROVED BY THE BUILDING OFFICIAL, LABELS MAY BE OMITTED, PROVIDED AN AFFIDAVIT IS FURNISHED BY THE GLAZING CONTRACTOR.

GLASS AND GLAZING SECTION 2402

AREA LIMITATIONS

THE AREA OF INDIVIDUAL LIGHTS SHALL NOT BE MORE THAN AS SET FORTH IN GRAPH 24-1, AS ADJUSTED BY TABLE 24-1.

$$\frac{\text{DESIGN WIND PRESSURE FROM SECTION 2311}}{\text{ADJUSTMENT FACTOR PER TABLE 24-1}} = \text{DESIGN PRESSURE TO BE USED WITH GRAPH 24-1}$$

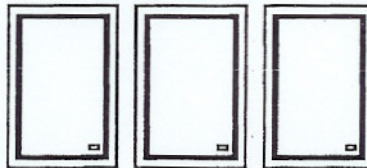
WHEN APPROVED BY THE BUILDING OFFICIAL, ALTERNATE MEANS FOR SELECTING GLASS MAY BE USED IN PLACE OF GRAPH NO. 54-1 AND TABLE 24-1.

GLASS AND GLAZING SECTION 2403

SAFETY GLAZING IDENTIFICATION

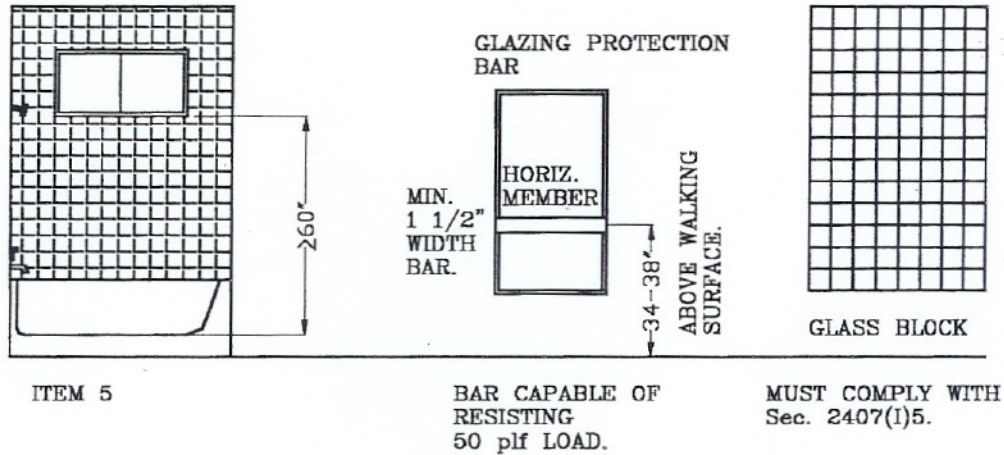
EACH LIGHT OF SAFETY GLAZING MATERIAL INSTALLED IN HAZARDOUS LOCATIONS AS DEFINED IN SECTION 2406.4 SHALL BE IDENTIFIED BY A LABEL WHICH WILL:

- SPECIFY THE LABELER, AND
- STATE THAT SAFETY GLAZING MATERIAL HAS BEEN UTILIZED IN THE INSTALLATION.



- EACH UNIT OF TEMPERED GLASS SHALL BE PERMANENTLY IDENTIFIED BY THE MANUFACTURER.
- THE IDENTIFICATION SHALL BE ETCHED OR CERAMIC FIRED ON THE GLASS AND BE VISIBLE WHEN THE UNIT IS GLAZED.
- TEMPERED SPANDREL GLASS IS EXEMPTED FROM PERMANENT IDENTIFICATION.

GLASS AND GLAZING SECTION 2406.2




SAFETY GLAZING HAZARDOUS LOCATIONS Section 2406 Exception

EXEMPTIONS FROM HAZARDOUS LOCATIONS

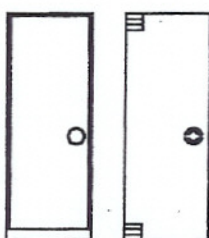
THE FOLLOWING PRODUCTS, AND APPLICATIONS ARE EXEMPT FROM THOSE HAZARDOUS LOCATIONS SPECIFIED IN SECTION 2406.4(1-8):

- * OPENINGS IN DOORS THROUGH WHICH A 3-INCH SPHERE IS UNABLE TO PASS.
- * ASSEMBLIES OF LEADED GLASS, FACETED GLASS AND CARVED GLASS WHEN USED FOR DECORATION.
- * GLAZING MATERIALS USED AS CURVED GLAZED PANELS IN REVOLVING DOORS.
- * COMMERCIAL REFRIGERATED CABINET GLAZED DOORS.
- * GLASS BLOCK PANELS COMPLYING WITH 2407 (I) 5.
- * GLASS BLOCK COMPLYING WITH SECTION 2109.5.

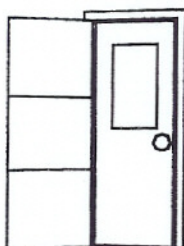
HAZARDOUS LOCATIONS Section 2406.4, Exception



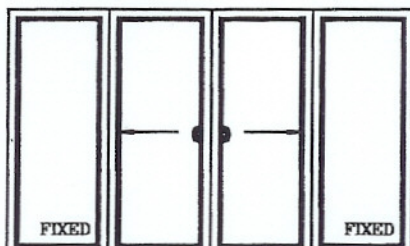
INGRESS & EGRESS
DOORS



GLASS DOORS
FRAMED & UNFRAMED




STORM DOORS

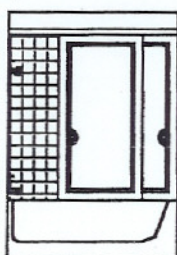


SLIDING-TYPE DOORS

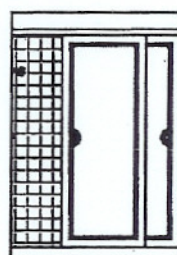
HAZARDOUS LOCATIONS,
DOORS WITH GLAZING
Section 2406.4 (1-4)



WARDROBE DOORS
SUBSECTION (E)

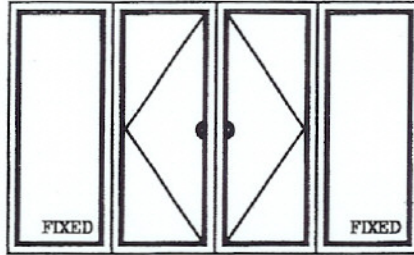


TUB
ENCLOSURE

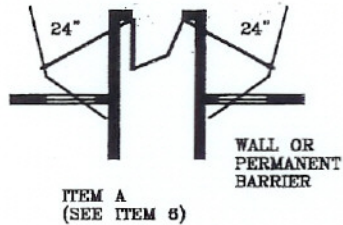
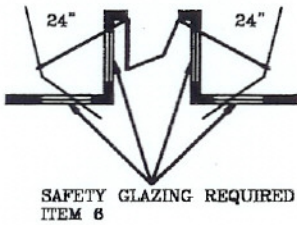


SHOWER
ENCLOSURE

HAZARDOUS LOCATIONS,
DOORS WITH GLAZING
Section 2406.4 (5)

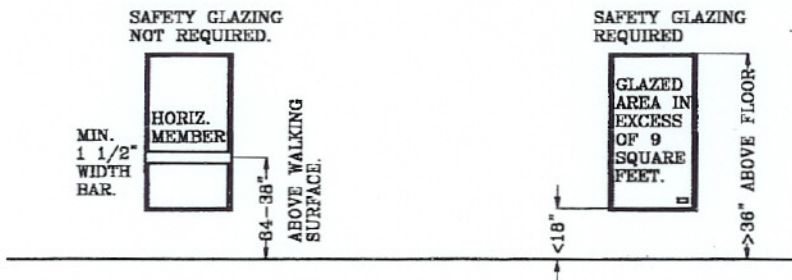


DOUBLE ENTRY DOOR WITH SIDELIGHTS



HAZARDOUS LOCATIONS
DOORS WITH GLAZING
Section 2406.4 (6)

GLAZING IN FIXED PANELS OTHER THAN THOSE COVERED BY SECTION 2406.4, ITEMS 5 AND 6 SHALL COMPLY AS FOLLOWS:



HAZARDOUS LOCATIONS
GLAZED PANEL
Section 2406.4 (7) & Exception