

Recommended Tree List For The City Of Spearfish

“Leave a Legacy...”



...Plant a Tree”



**625 Fifth Street
Spearfish, SD 57783
605-642-1333**

DECIDUOUS TREES									
	STREET	SHADE	ORNAMENTAL	HEIGHT	SPREAD & SPACING	SHAPE	GROWTH	HIGH PH TOLERANT	COMMENTS
Amur Chokecherry		x	x	M	25	P-R	F	MODERATE	Reddish- brown bark/Suited for cold climates
Amur Corktree		x		M	30	R	M	MODERATE	Corky bark on trunk/Mostly free of pests and disease
Amur Maackia			x	S	20	R	S	MODERATE	Bronze bark/Fragrant flowers in late summer/Few pests and disease.
Ash	The City of Spearfish does not recommend planting any species of								Ash trees due to the future threat of Emerald Ash Borer.
Quaking Aspen		x		M	20-30	P-R	F	MODERATE	Native/Short lived/Suckering problems/Disease and pest problems
Birch									
River Birch		x		M-L	30-50	O-R	M-F	NO	Higher resistance to Birch Borers/Acid-neutral soils/Attractive orange bark
Paper Birch		x		M-L	30-50	P-O-R	M-F	MODERATE	Birch borer problems/Attractive white bark
Black Locust									
'Purple Robe'	x	x		M	30	R	F	YES	Drought tolerant/Showy purple flowers
Canada Red Cherry			x	M	20	O-R	F	NO	Suckering problems/Leaves start green and then turn reddish purple
Flowering Crabapple			x	S	10	O-R-V	M	YES	Many varieties of cultivars /Highly susceptible to disease/pests
Elm	x	x		L	30-50	R-V	M-F	YES	Plant cultivars such as Accolade, Homestead, Cathedral, and Discovery
European Alder	x	x		L	30	O-P	M-F	YES	Nothing showy/Good solid tree/Disease resistant
Ginkgo Biloba		x		L	30-40	P-R	S-M	YES	Plant only male species/Good fall color
Hackberry	x	x		L	40-60	R-V	M-F	YES	Tolerant to various soil conditions/Cosmetic nipple galls on leaves/Excellent tree
Hawthorn 'Cockspur'			x	S	20-30	R	S-M	YES	Drought tolerant/Thorn less cultivars/Susceptible to pests and disease
Honey Locust	x	x		L	40-60	R-P	F	YES	Tolerates variety of soils/Buy thornless cultivars
'Northern Acclaim'	x	x		L	30	R	F	YES	Yellow Fall Color/Drought tolerant
'Shademaster'	x	x		L	30	O	F	YES	Straight trunk/Drought tolerant
'Skyline'	x	x		L	30	P	F	YES	Broad pyramidal growth
'Street Keeper'	x	x		L	20	R	F	YES	Great Street tree
Hopornbeam (Ironwood)			x	M	20	P-R	S	MODERATE	Extremely dense wood/Hop looking fruits/No serious pests or disease
Japanese Tree Lilac			x	M	15-25	O-V-R	M	MODERATE	White flowers/Can be a clump tree/Susceptible to frost injury and disease
Kentucky Coffee Tree	x	x		L	40-50	R-O	S-M	MODERATE	Fragrant flowers/Long bean seed pods/Plant South of Hwy 14 only.
Linden (American)	x	x		L	30-50	O-P-R	M	YES	Big leaves/Not recommended for small yards
'Redmond'	x	x		L	40-60	P	M	YES	Large leaves/Red branches in winter
Linden (Little Leaf)	x	x		M	30-50	P-O	M	YES	Fragrant flowers/Excellent street tree
'Greenspire'	x	x		L	30	O	M	YES	Fragrant flowers/Popular cultivar
Maple									
Amur			x	S	15-25	R	M	YES	Few pests/Red fall color
Autumn Blaze	x	x		L	40	O	F	MODERATE	Stunning fall color
Red	x	x		L	40-60	R	M-F	MODERATE	Red fall color
Sugar	x	x		L	50	R	M	MODERATE	Excellent fall color
'Fall Fiesta'	x	x		L	50	R	F	NO	Thick, glossy green foliage in summer/Yellow, orange and red fall colors
Tatarian			x	S	15-20	R	S-M	MODERATE	Small leaves/Similar to Amur maple
Mountain Ash									
American			x	S	15	R	M	NO	Native/Red fruit/Sun scald problems
European		x	x	M	30	O	M	NO	White flowers/Orange fruit/Susceptible to sun scald and pests/disease.
Showy			x	S	20	R-O	M	NO	Red fruit/Most hardy and disease resistant of all Mt. Ash
Oak									
Bur	x	x		L	40	R	S	NO	Native/Long lived/Hardy/Tolerates poor soils
Mongolian	x	x		M	30	R	M	MODERATE	Drought tolerant/Full sun
Northern Pin		x		L	40-60	O-P-R	M	MODERATE	Better option than regular Pin Oak/Used in Northern Midwest
Northern Red		x		L	60-75	R	M	NO	Chlorosis problems in alkaline soils/Messy/Fast growing Oak
Swamp White	x	x		L	60	O-R	M	MODERATE	Fall color showy yellow/brown to red
Service Berry			x	S	15-20	O	M	NO	Showy fruit/Attracts birds
Ussurian Pear 'Harbin'		x	x	L	30	O-R	S	NO	Fruit may be messy in fall/Nice fall color
Walnut-Black	x	x		L	40	O-R	M-F	YES	Messy fruit/Juglans toxic to surrounding plants

CONIFEROUS TREES									
Austrian Pine	x		L	30	P	M	MODERATE	Drought resistant/Long needles/Likes acidic soils/Susceptible to Pine Beetles	
Ponderosa Pine	x		L	40	P	M	YES	Native/Long needles/Slow growth first 3-4 years/Susceptible to Pine Beetles	
Scotch Pine	x		L	40	P	M	MODERATE	Orange bark on mature branches and trunk/Susceptible to Pine Beetles	
Black Hills Spruce	x		L	20	P	S	MODERATE	Native short blunt needles/Slow growth first 5-8 years	
Colorado Blue Spruce	x		L	20	P	S-M	MODERATE	Short sharp needles/Slow growth first 5-8 years/Nice blue color	
Fat Albert Blue Spruce	x		M	15	P	M	MODERATE	Shorter, wider blue spruce/Great blue color	
Meyers Spruce	x		M	15-20	P	S-M	MODERATE	Insect and disease resistant/Good substitute for Blue Spruce	
Norway Spruce	x		L	25-30	P	M-F	MODERATE	Long pendulous cones	
Serbian Spruce	x		L	25	P	M	NO	Silvery underside of needles give tree a silver appearance	
Concolor Fir	x		L	20	P	S-M	NO	Bluer and softer needles than Colorado Blue Spruce	
Cedar	x		S	20	P	S-M	YES	Native growth/Aromatic/Slow growth first 5-8 years	
Rocky Mountain Juniper	x		S	15	P	S-M	MODERATE	Drought tolerant/Full sun/Variety of cultivars	
European Larch	x		L	25	P	M-F	YES	Deciduous conifer/Needles yellow in Fall	

**Avg.
Height**

S = <25'

M = 25'-50'

L = >50'

**Growth
Rate**

S = <6"/year

M = 6-12"/year

F = >12"/year

Soil pH is a measurement of soil acidity. Soil pH influences the availability of nutrients in the soil and their subsequent uptake by plants as well as microorganism activity. Most plants perform best when soil pH is slightly acid to neutral (6.0-7.0). Soils in Spearfish tend to be slightly acidic to alkaline or roughly a pH of 6.0-9.0. The higher the pH tolerance of a plant is, the better it will do in Spearfish.

**REMEMBER TO CALL BEFORE YOU DIG! SOUTH DAKOTA ONE CALL-SIMPLY DIAL 811!
NO TREE SHOULD BE PLANTED OVER UNDERGROUND UTILITY LINES!**

Power Line Compatibility

Small height trees should be planted no closer than 10' from a power line.

Medium height trees should be planted no closer than 35' from a power line.

Large height trees should be planted no closer than 45' from a power line.

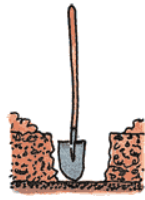
COMMON TREE SHAPES



HOW TO PLANT BARE ROOT TREES



Unpack your tree soak in water for 3-6 hours being careful not to let the roots dry out.



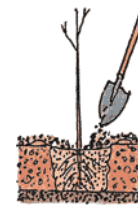
Dig a hole 2-3 times wider than the root mass avoid digging too deep.



Plant the tree so that the root collar is at the soil surface. Partially fill the hole firming the soil around the roots.



Shovel in remaining soil packing the soil firm but not tight. Construct a water holding basin around the tree and give plenty of water.

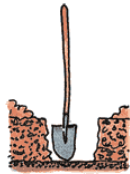


Cover planting hole with a thick layer of mulch. Avoid a mulch volcano around the trunk of the tree.



Keep soil moist, not soggy. Water every 7-10 days the first year. Support if necessary.

HOW TO PLANT CONTAINERIZED TREES



Dig hole 2-3 times wider than the pot. Hole should have sloping sides.


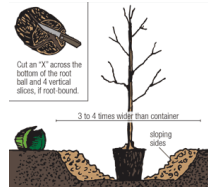


Figure 3. Cutting pattern for rootbound container stuck.

Carefully remove tree. If roots are bound cut a "X" on the bottom and a vertical line on 4 sides.



Set tree in the center of the hole making sure the root flare is at the soil surface. Level the tree and backfill.

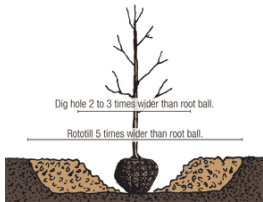


Create a water holding basin. Cover with 2-4 inches of mulch avoiding a mulch volcano around the trunk of the tree. Water generously every 7-10 days.



Remove any tags and labels and prune any broken or dead branches. Support if necessary.

HOW TO PLANT BALLED AND BURLAPPED TREES



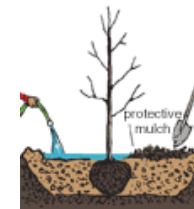
Dig hole 2-3 times as wide and as deep as the root ball. Set the tree in the center of planting hole.



When moving the tree do not carry it by the trunk as this may cause damage. Ensure the tree is centered and the root flare is level or slightly above ground level.



Remove as much of the wire basket and burlap as possible without sacrificing the integrity of the root ball.



Backfill with soil, packing firmly. Create a water basin, cover with 2-4 inches of mulch. Water every 7-10 days.



Remove any tags and labels and prune any broken or dead branches. Support if necessary.

For further information on trees, shrubs, turf grasses and perennials contact your local nursery, or the Spearfish Parks & Forestry Dept.